

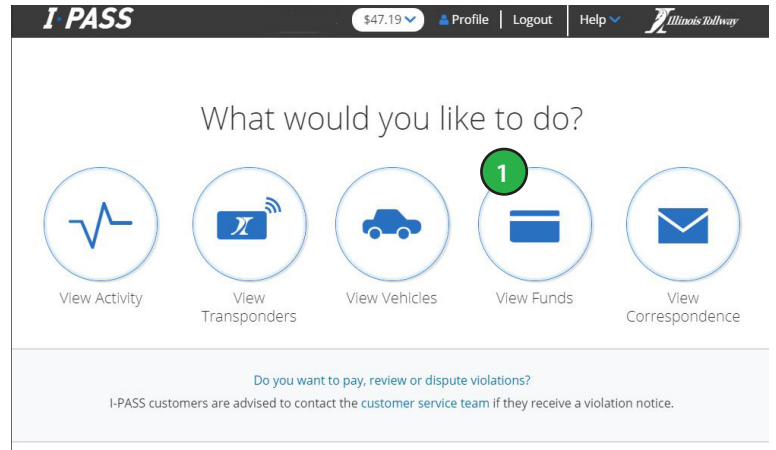
ILLINOIS TOLLWAY

Redeem Your I-PASS Gift Card

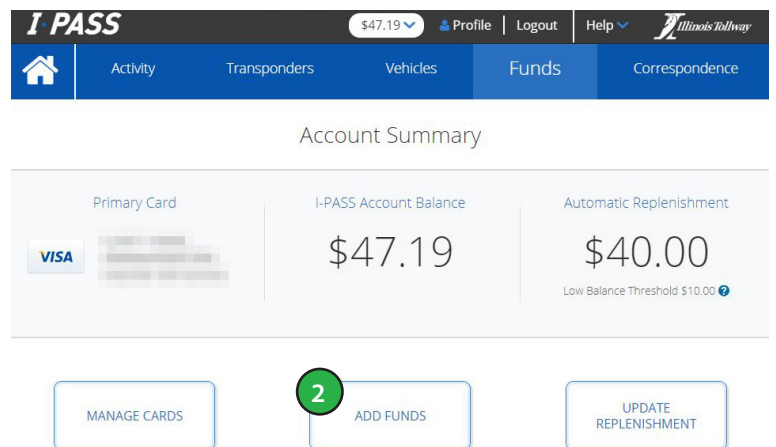


JUST LOG IN TO YOUR ACCOUNT AT GETIPASS.COM AND IT'S AS EASY AS ONE, TWO, THREE!

1 Log In to your I-PASS Account and click "View Funds".

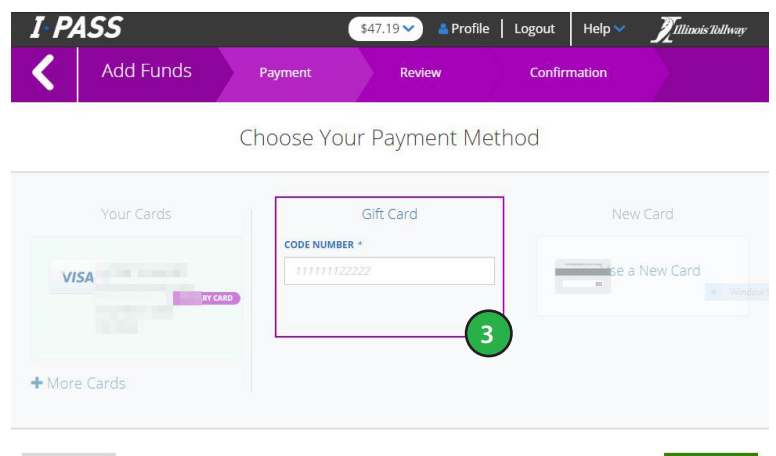


2 Click "Add Funds" on your Account Summary page.



3 Click on the "Gift Card" payment method and enter the gift card number and the secure activation code where it says "Code Number."

Click "Continue" to add the funds to your I-PASS account.



... and you're all set.

Unlike many gift cards, I-PASS cards have zero fees or hidden costs.

For more information about your I-PASS, visit the Tollway's website at illinoistollway.com.



Updated: 05/15/2020